

EXCAVATOR

AMI Excavator Attachments



www.amiattachments.com





EXCAVATOR BUCKETS



TILT DITCHING BUCKET

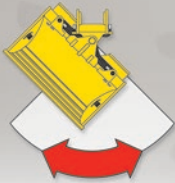


The new design of the Tilt Ditching Bucket features a flatter profile, open heel and bigger radius for level grading on uneven terrain. With the versatility of a 45 degree tilt range on each side, you achieve smooth tilting action for an easy, clean finish.

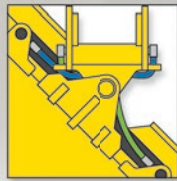
ROTARY TILT DITCHING BUCKET



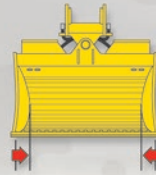
With a 90 degree tilt range on each side, AMI's Rotary Tilt Ditching Bucket is designed to reach awkward spots with less repositioning and provide smooth tilting for optimal grading.



90° Rotation



Crossover Plumbing



Tapered Design



Dual Radius Design



DITCHING



Make the grade with an AMI Ditching Bucket. Detailed finishing work requires precision - exactly what AMI offers. The optional serrated edge gives operators a smooth edge while making it easier for penetrating when digging.



HEAVY DUTY



With AR400 wear steel in all wear areas including base edge, side cutter plates, cheek plates and horizontal wear bars this bucket is built for heavy duty excavation.



SEVERE DUTY



With thicker AR400 wear steel in all wear areas including base edge, side cutter plates, larger cheek plates, horizontal wear bars this bucket is built for severe duty, higher abrasion conditions.

Graptor



Graptor Bucket



Graptor Root Rake

GRAPTOR BUCKET GRAPTOR ROOT RAKE

When you need to pick up large, heavy objects, grab bucketfuls of debris and clear away brush quickly, get a tighter grip on productivity with AMI's Graptor Bucket and Graptor Root Rake.



EXTREME SERVICE DIG

Designed for Extreme Service applications such as road building, and all other extreme digging conditions. Built with 100% Hardox material throughout the complete bucket. Comes standard with base edge weld on segments and pin on side bar protectors.



JAW BONE



Digging



Ditching



Grapple



Clamshell



4-IN-1

When multi-tasking is a must, the AMI Attachments Jawbone 4-in-1 Excavator Bucket responds with a multi-purpose design that digs, grades, grips and clamshells.



RECESSED PIN DIGGING

With these Heavy Duty Buckets the pin is recessed into the bucket, giving the operator the convenience of using a pin grab coupler without sacrificing break-out force. Maintaining factory bucket tip radius reduces the risk of the bucket contacting or possibly damaging the excavator is reduced.



EXTREME SERVICE ROCK

Designed for Extreme Service applications such as road building, mining, quarry applications. Built with 100% Hardox material throughout the complete bucket. Comes standard with base edge weld on segments and pin on side bar protectors. the Extreme Service Duty Rock Bucket adds extra armor along the heel edges for longer life in high abrasive applications.





TRAPEZOID

Lower your project costs by reducing the amount of backfill required with the AMI Trapezoid Bucket. Ideal for pipeline and trenching, the trapezoid eliminates the costs of transportation and backfill material.



ROCK SCREENING



Get what you want and leave the rest with the AMI Skeleton Bucket. Designed to effectively sift out rocks, brush or other large debris while leaving your backfill where it belongs.



FROST



Breakthrough frozen ground with the AMI Frost Bucket. The breakout force of your backhoe is fully applied to the specially designed teeth, powering through the frost line.



DREDGING

Long and flat bucket floor profile provides easy manoeuvring around water and sewer lines. Backfilling and packing is also enhanced with the flat floor.



CONCRETE PULVERIZER



This heavy duty concrete pulverizer has a multi-positional stiff arm and is designed to pivot on the stick pin axis. It is available in multiple tine configurations and has replaceable wear parts.



LIFT ATTACHMENT



Handle heavy loads without damaging your bucket. AMI's Lift Attachment ensures visibility and can lift loads 7.5 tons up to 20 tons. Clevis and hook option available.



EXTENDIBLE STICK

Make the reach with extra length using AMI's extendible stick for excavators. The reinforced outer case provides strength and rigidity while minimizing torsional forces. The bucket cylinder travels with the stick's extension giving you full control in both positions.

HYDRAULICS

Add custom auxiliary hydraulics to your excavator. From valves and plumbing to in-cab controls, let AMI's trained installers fit your machine with the right hydraulic set-up for your attachments

EXCAVATOR GRAPPLES



MAT HANDLING

This Access Mat grapple is designed for the easy handling of rig mats. With a mighty strength-to-weight ratio, AMI's Access Mat Grapple will help you get a grip on your load and keep it secure.



SORTING GRAPPLE

The Sorting Grapple combines strength and precision to pick up, sort and move large volumes of recycling and construction debris. For versatile performance and accurate handling, this grapple rotates 360 degrees while the jaws easily pick up large, bulky loads or fine materials.



DEMOLITION

Grab hold with the powerful grip and crushing strength of the AMI Demolition Grapple. The low-wear, high-tensile gripping pads on the bypassing tines easily crush and load garbage and construction debris.



PIPE & POLE

Designed to handle pipes in tight areas, AMI's Pipe & Pole grapple is a great tool to load and off-load trucks at drill sights. Available in 48", 54" & 60" tine lengths.



WOOD PROCESSOR

Added crimping plates make the material easier to handle by breaking and bending the load without shearing it.



ROCK

Hydraulically rotates 360 degrees perfectly positioning rocks. The grapple hangs plum ensuring easy predictable movement of heavy materials.



ROOT RAKE

The AMI Root Rake is a powerful tool that clears away unwanted roots, limbs and brush while leaving behind valuable soil.



RIPPER TOOTH

The AMI Ripper Tooth is designed for initial breakup of dense, hard-packed material including frozen ground.



CHUCK BLADE

For wet, sticky soil that wants to pack tight rather than dump clean.

COUPLERS

HYDRAULIC PIN GRAB STRENX™ PERFORMANCE STEEL

From the safety of the cab, operators are now more productive using the innovative technology built into AMI Attachments' Hydraulic Couplers. The job of switching attachments that used to take up to thirty minutes and require two people, is now accomplished in only seconds with AMI Attachments. Improve job site safety and productivity with the AMI Hydraulic Pin Grab Coupler and Power Wedge Coupler.



Eliminate loss of breakout force by pairing an AMI Hydraulic Pin Grab Coupler with an AMI Recessed Pin Bucket.

See Couplers Brochure for complete details and model specifications.



HYDRAULIC WEDGE STRENX™ PERFORMANCE STEEL

Truly the leader in hydraulic wedge couplers, AMI offers the most innovative design features including compact size (even on full-size excavators) and an exclusive mechanical safety lock like nothing else ever invented.

The wedge coupler system gives you the full power of your excavator without sacrificing break-out force. The unique bucket lugging keeps the pin-to-tip radius exactly to factory specification.



THUMBS



STRENX™
PERFORMANCE STEEL

PROGRESSIVE LINK

AMI's Progressive Link Thumb provides more constant pressure throughout the entire cylinder range. The thumb achieves more than 180 degree rotation making it easy to reach and pick up objects that are close to your excavator.



**FULL BUCKET
ROTATION**



STICK PIVOT **STRENX™** PERFORMANCE STEEL

The AMI Hydraulic Stick Pivot means the thumb rotates on the same pivot as the original bucket pin. This single pivot point aligns the thumb pin and bucket teeth throughout the entire bucket rotation which ensures you always have a constant grip on the load.





2
YEAR
WARRANTY

All AMI products come with a standard 2 Year Warranty



Authorized Dealer

AMI ATTACHMENTS INC.

1.800.556.9452

Phone: (519) 699-0387 Fax: (519) 699-0440

1270 Geddes St., Hawkesville, ON, Canada NOB 1X0

www.amiattachments.com